







How to Access Online Learning Day Assignments

If school is cancelled due to inclement weather, students will complete assignments online. Please follow the directions below to access the assignments.

Please email Ashley Tobias atobias@dawson.k12.ga.us with login questions.

Please email your child's teacher with questions about Online Learning Day assignments.

If you are unsure of your child's username and/or password, please email your child's teacher or Ashley Tobias. This is the same username and password students use every day at school.

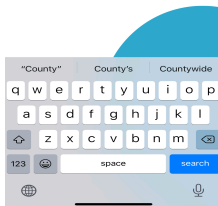
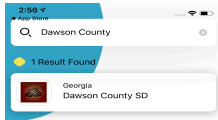
<p style="text-align: center;"><u>iOS Devices (iPad or iPhone)</u></p> <ol style="list-style-type: none">1. Go to App Store 2. In search bar, type Schoology 3. Tap Get4. Once downloaded, tap open5. Tap in the white box and type Dawson. It will automatically fill in the rest of the district's name.6. Choose the first option that says "Dawson County School District"7. Enter your child's username and password and tap sign in8. Tap three white lines in top right corner9. Tap courses10. Choose a course11. Click on the Online Learning Day folder	<p style="text-align: center;"><u>Mac / PC Desktop / Laptop</u></p> <ol style="list-style-type: none">1. Open an internet browser2. In search bar, type www.dawsoncountyschools.org3. Scroll down until you see Quick Links on right side of screen4. Click One Dawson Portal5. Enter your child's username and password and click sign in 6. Click on the Schoology icon7. Click courses at the top8. Choose a course9. Click on the Online Learning Day folder
<p style="text-align: center;"><u>Android or Samsung Tablet or Phone</u></p> <ol style="list-style-type: none">1. Go to Play Store 2. In search bar, type Schoology 3. Click install4. Once installed, click open5. Type Dawson in the white box6. Choose the first option in the drop down menu - Dawson County School District7. Enter your child's username and password8. Click sign in9. Tap courses at the top10. Choose a course11. Click on the Online Learning Day folder	<p style="text-align: center;"><u>Amazon Kindle</u></p> <ol style="list-style-type: none">1. Go to the App store 2. In search bar, type in Schoology3. Tap download4. Once downloaded, click open5. Type Dawson in the white box6. Choose the first option in the drop down menu - Dawson County School District7. Enter your child's username and password8. Tap sign in9. Tap courses at the top10. Choose a course11. Click on the Online Learning Day folder

How to access One Dawson app on a iPad or iPhone or tablet:

1. Go to the device's App Store
2. In search bar, type ClassLink LaunchPad



3. Tap Get
4. Once downloaded, tap open
5. In the white search bar at the top of the screen, type Dawson County
6. Dawson Co SD will appear under the search bar. Click this.



7. Enter your child's username and password and tap sign in.